



## Summary Feedback

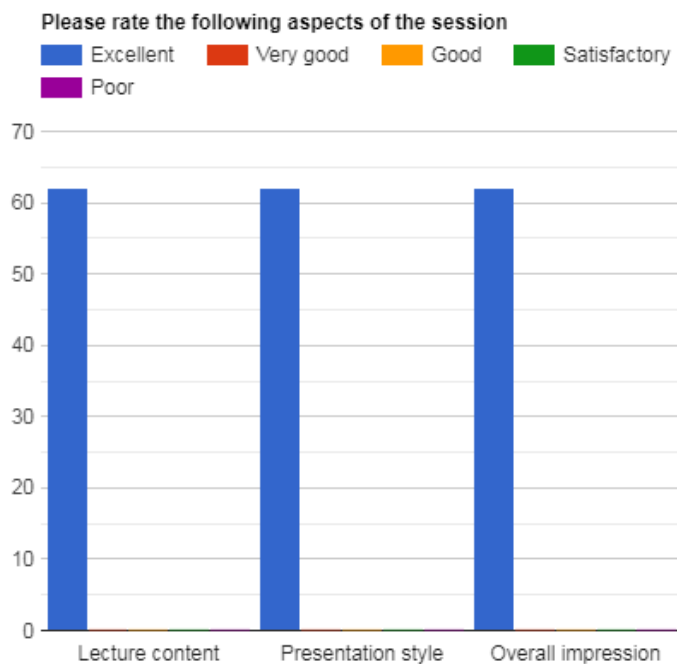
(Combined feedback broadcasted at multiple times this week)

### PRE - RECORDED ST1-ST4 Teaching Programme 2023

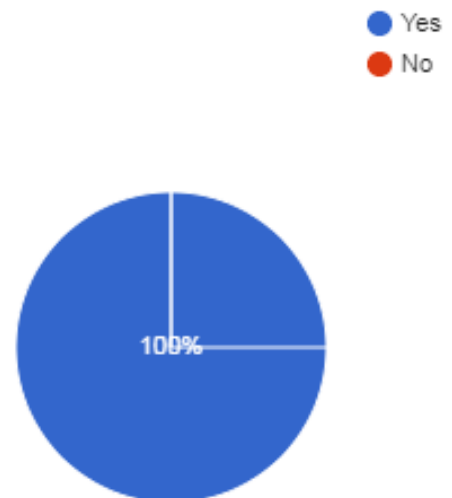
## CNS - (i) Phacomatosis (ii) Vascular Diseases (18<sup>th</sup> and 19<sup>th</sup> March 2023) Lecturer: Sami Khan

### Summary Points:

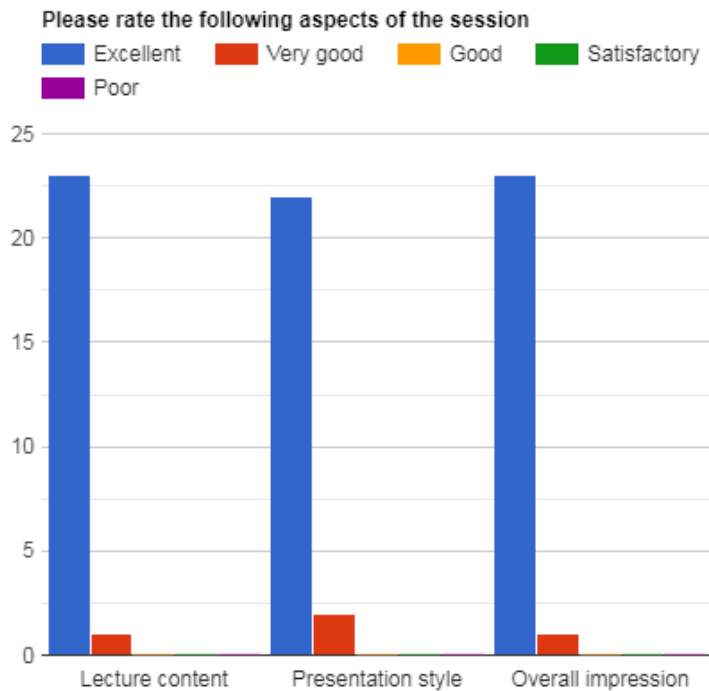
- Total Attendees: 308 from 35 Countries (Algeria, Australia, Bahrain, Bangladesh, Canada, China, Dominica, Egypt, Ghana, Hong Kong, India, Indonesia, Iraq, Ireland, Kenya, Kuwait, Malaysia, Myanmar, Nepal, Nigeria, Oman, Pakistan, Poland, Saudi Arabia, Singapore, South Africa, Spain, Sri Lanka, Sudan, Swaziland, Türkiye, UAE, UK, Yemen, Zimbabwe).
- Total duration: 3 hours (each session broadcasted thrice during the week)
- Total feedback received from 101 participants, from three different broadcasts



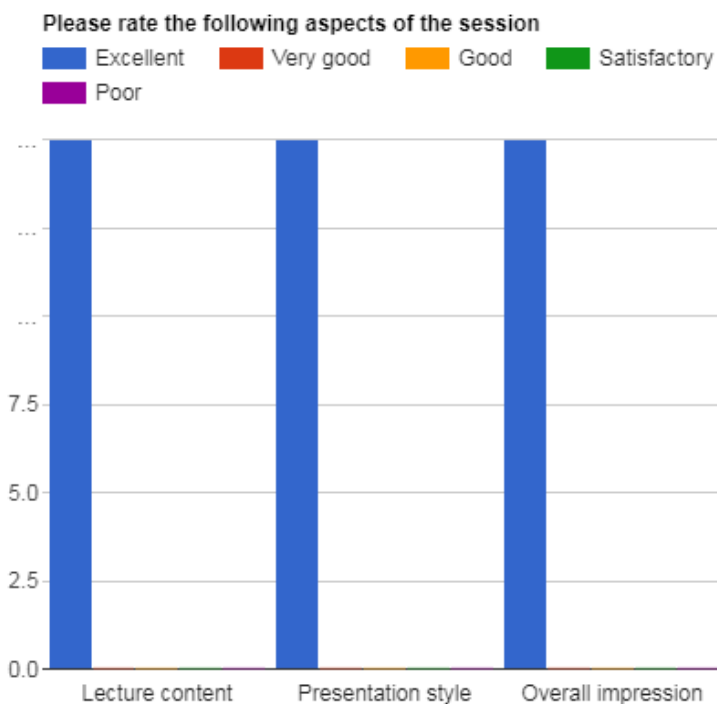
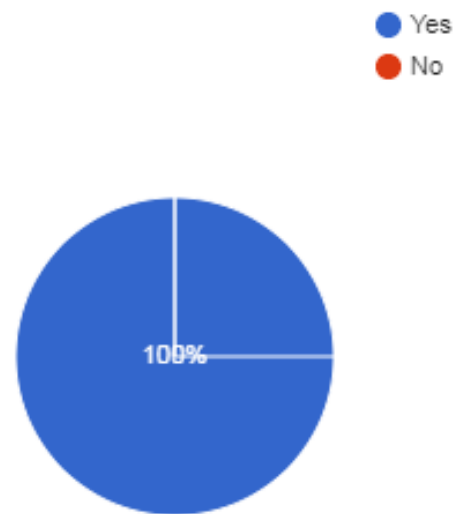
Did you find it useful  
62 responses



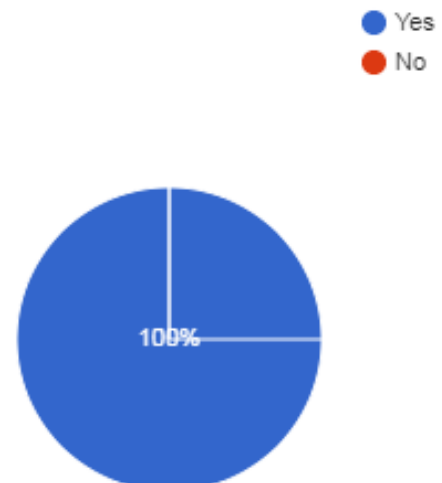
## CNS - (i) Phacomatosis (ii) Vascular Diseases



Did you find it useful  
24 responses



Did you find it useful  
15 responses



## Testimonials

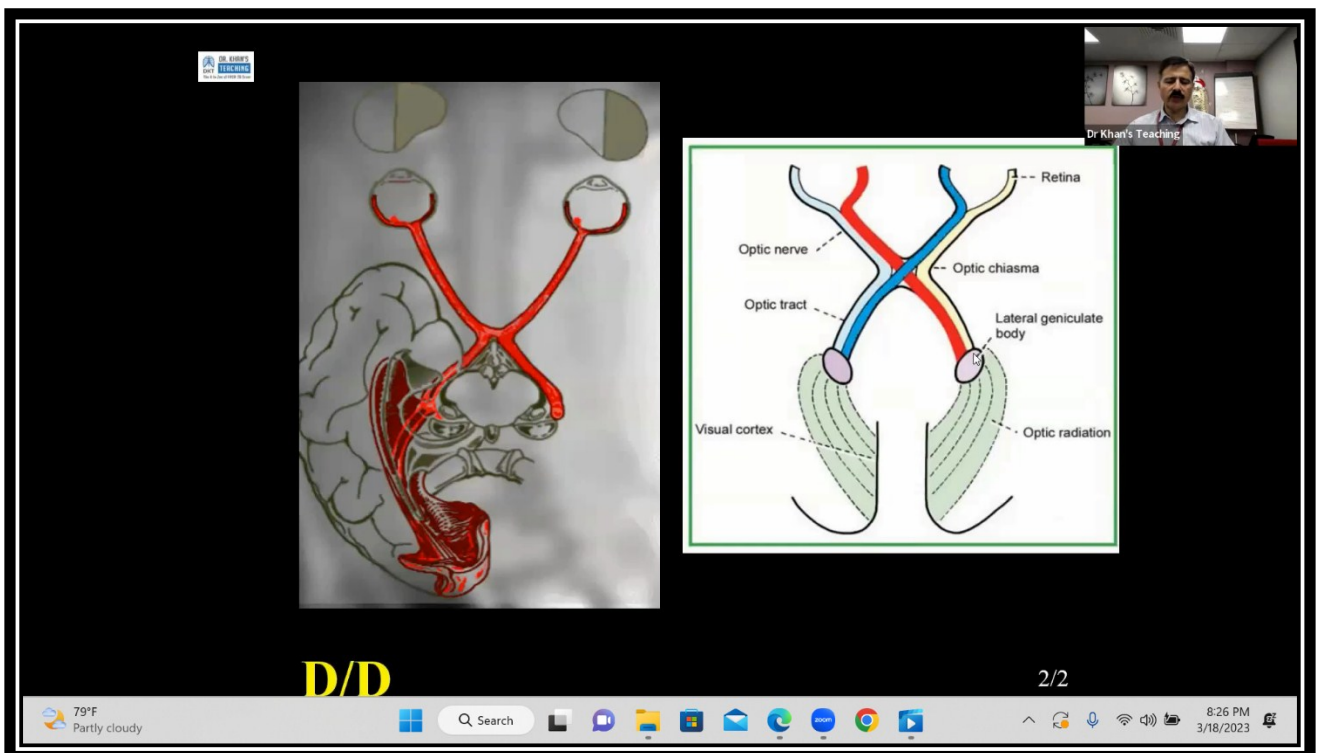
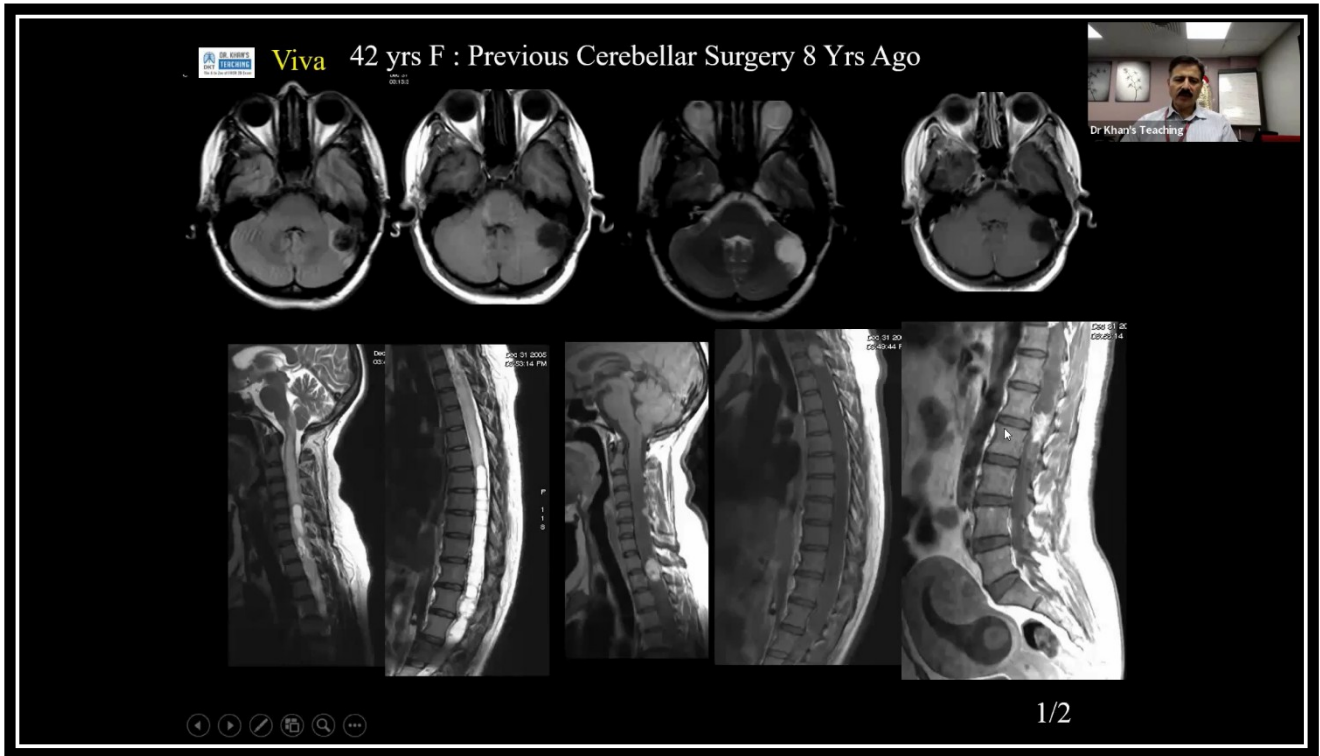
- Excellent teaching, please continue to teach and guide us, thanks for the insurmountable effort put in, Dr Khan (Malaysia).
- Good clarification of complex topic.
- Thoroughly explored the phacomatoses covered in deeper depth than I had covered for 2a so was useful to review topics whilst using the cases to improve exam technique - thank you (UK).

## CNS - (i) Phacomatosis (ii) Vascular Diseases

- Useful tips and pearls for 2B including rephrasing of the candidates' responses was the best part (UK).
- A very sincere teacher who explains in great depth and clears difficult concepts (Pakistan).
- New method of teaching was great (Yemen).
- I liked the depth of knowledge and comprehensiveness of topic (Pakistan).
- Excellent teaching material and method were amazing (UAE).
- Detailed teaching mode of sir was the best aspect (Pakistan).
- Nice cases and discussions (Saudi Arabia).
- Teaching style of respected Dr Sami Khan is excellent (Pakistan).
- Excellent session (Iraq).
- Great feedback (Algeria).
- Excellent teaching and collection of cases (Pakistan).
- It has been more of a recap for me (UK).
- Loved the session (Pakistan).
- Superb lecture (Pakistan).
- Excellent session (Pakistan).
- Teaching viva style, friendly environment (Pakistan).
- It was good (Pakistan).
- "Interesting cases and excellent lecture" (Algeria).
- Excellent like always (Saudi Arabia).
- Good recap (UK).
- Excellent lecture (Pakistan).
- Great (UK).
- Excellent with great respect to you (Yemen).
- I liked the images and of course Sir Khan (Pakistan).
- Excellent interactive session (Sri Lanka).
- Best session (Pakistan).
- Great cases (UK).
- Hats off to all day Pakistan members (Pakistan).
- Brilliant (South Africa).
- Excellent lecture. Well presented.
- Thank you so much. Please keep sharing knowledge (Pakistan).
- Superb session (Pakistan).
- Very good teaching (Malaysia).
- Perfect (Pakistan).
- All imaging and theory (Pakistan).
- Perfect (Pakistan).
- All imaging and theory (Pakistan).
- Superb lecture, huge value given.
- Very knowledgeable (Pakistan).
- Nice cases and descriptions (Pakistan).
- Awesome (Indonesia).
- Excellent cases and detailed discussion about the cases (Pakistan).
- Excellent lectures (Egypt).
- Nice work (Pakistan).
- Must attend (India).
- Keep it up (Pakistan).

# CNS - (i) Phacomatosis (ii) Vascular Diseases

- Amazing (UK).
- Best session (Pakistan).
- Thank you for repeating this (Zimbabwe).
- Nice. God bless sir Khan and his team always (Pakistan).



CNS - (i) Phacomatosis (ii) Vascular Diseases



=====XX=====XX=====